



American Brachytherapy Society  
24<sup>th</sup> Annual Meeting ▶ May 8–10, 2003



Waldorf– Astoria Hotel  
New York, New York

*Jointly Sponsored by the American College of Radiology*



## **Learning Objectives for 2003 Annual Meeting**

To ensure a comprehensive understanding of the expanding role of imaging within the practice of brachytherapy. This will be accomplished through the exploration of advances in treatment technique and dosimetric evaluation as well as treatment outcome in gynecologic, breast, prostate and endovascular brachytherapy.

To increase the understanding of all aspects of brachytherapy application, including indications for use, technical considerations, quality assurance programs and outcome evaluations.

## **CME Statement for 2003 Annual Meeting**

This activity has been planned and implemented in accordance with the Essential Areas and Policies of the Accreditation Council for Continuing Medical Education (ACCME) through the joint sponsorship of the American College of Radiology and the American Brachytherapy Society (ABS). The American College of Radiology is accredited by the ACCME to sponsor continuing medical education (CME) for physicians.

The American College of Radiology (ACR) designates the Annual Meeting for up to 22.25 hours of category 1 credit towards the AMA's Physician's Recognition Award. Each physician should claim only those credits that he/she actually spent in the activity.

## **Conflict of Interest and Off-Label / Disclosure Statement**

Presenters at this conference will disclose any conflict of interest or their intention to discuss off-label use, if applicable, in accordance with ACCME Standards and FDA requirements. Conflict of interest will be disclosed in print or in the final meeting materials.



**American  
Brachytherapy  
Society**

## **ABS Past and Future Presidents**

2004	Michael J. Zelefsky, MD
2003	Beth A. Erickson, MD
2002	Colin Orton, Ph.D.
2001	David Beyer, MD
2000	James Fontanesi
1999	Subir Nag, MD
1998	Kent Wallner, MD
1996-1997	Burton L. Speiser, MD
1995	Arthur T. Porter, MD
1994	John C. Blasko, MD
1993	Louis B. Harrison, MD
1992	Alvaro A. Martinez, MD
1991	Kenneth H. Luk, MD
1990	Peter A. Fleming, MD
1989	Dattatreyudu Nori, MD
1988	Karen K. Fu, MD
1987	Luis Delclos, MD
1986	Basil S. Hilaris, MD
1985	Don R. Goffinet, MD
1984	A.M. Nisar Syed, MD
1983	Thomas C. Gates, MD
1982	Ajmel A. Puthawala, MD
1981	Paul Y.M. Chan, MD
1980	Aaron G. Fingerhut, MD
1979	David L. Neblett, MS
1978	Harvey S. Frey, MD, Ph.D.

### **Thursday Night President's Reception to Honor ABS Past Presidents**

*Everyone is invited to attend the President's Reception on Thursday night, where we will be honoring the past presidents of the ABS. We hope to see you there!*

## American Brachytherapy Society 24<sup>th</sup> Annual Meeting

May 8–10, 2003 ▶ Waldorf–Astoria Hotel ▶ New York, New York

### Wednesday, May 7<sup>th</sup>

11:00 am – 6:00 pm Exhibitor set-up / registration

12:00 – 6:00 pm Registration

### Thursday, May 8<sup>th</sup>

6:30 – 9:00 am Exhibitor Set-up / registration

7:00 am – 5:00 pm Registration

7:00 – 7:30 am Continental Breakfast

9:00 am – 5:00 pm Commercial Exhibits

7:30 – 8:30 am

#### **GYNECOLOGIC BRACHYTHERAPY REFRESHER COURSE:**

*Kaled Alektiar, MD and Bill Small, MD: Endometrial Cancer: Indications, Techniques, & Results*

**Gynecologic Brachytherapy : Chair, Beth A. Erickson, MD**

8:30 – 10:15 am

#### **Gynecologic Brachytherapy Panel – Moderator, Beth A. Erickson, MD**

*Nina Mayr, MD:*

*Jeff Williamson, PhD:*

*Richard Poetter, MD:*

**Remaining time:**

*Imaging for Gynecologic malignancies*

*Image registration in Image-guided brachytherapy*

*CT and MRI-based Brachytherapy for Cervical Carcinoma*

*Discussion/Questions*

10:15 – 10:40 am

Refreshment break and exhibit time

10:40 – 11:30 am

#### **Proffered Papers - Gynecology and Colorectal**

*Moderator - Manjeet Chadha, MD*

10:40 – 10:50 am

#### **Does Pretreatment Calculation of Bladder and Rectal Doses In HDR Vaginal Cuff Brachytherapy after Therapy?**

**William Small, MD**

10:50 – 11:00 am

#### **High Dose Rate (HDR) Brachytherapy and External Beam for Primary Cancer of the Vagina**

**D. Jeffrey Demanes, MD**

## American Brachytherapy Society 24<sup>th</sup> Annual Meeting

May 8–10, 2003 ▶ Waldorf–Astoria Hotel ▶ New York, New York

11:00 – 11:10 am	<b>Cancer of the Cervix: 5 Year Results with Interstitial and Intracavitary High Dose Rate (HDR) Brachytherapy and External Beam</b> <b>D. Jeffrey Demanes, MD</b>
11:10 – 11:20 am	<i>RESIDENT TRAVEL AWARD</i> <b>Outcomes for Stage III Cervical Cancer Treated with External-Beam Radiation Therapy and High-Dose Rate Brachytherapy</b> <b>Sameer R. Keole, MD</b>
11:20 – 11:30 am	<i>RESIDENT TRAVEL AWARD</i> <b>Treatment of T3 and T4 Anal Cancer with Combined Chemoradiation and Interstitial Ir-192 Implant</b> <b>Julie M. Hwang, MD</b>
11:30 am – 12:00 pm	<b>Presidential Address</b> <b>The Sculpted Pair– <i>Beth A. Erickson, MD</i></b>
12:00 – 1:15 pm	Lunch – on your own
12:00 – 1:00 pm	Resident's Luncheon
1:15 – 1:45 pm	<b>Ullrich Henschke Lecture</b> <b><i>Louis B. Harrison, MD</i></b> <b><i>Beth Israel Medical Center</i></b> <b><i>New York, NY</i></b>
<b>Breast Brachytherapy : Chair, Douglas Arthur, MD</b>	
1:45 – 3:15 pm	<b>Breast Brachytherapy Panel– Moderator, Douglas Arthur, MD</b>  <b><i>Thomas Julian, MD:</i></b> <i>Phase III protocol development</i> <b><i>Robert Kuske, MD:</i></b> <i>RTOG phase II trial update</i> <b><i>Csaba Polgar, MD:</i></b> <i>Hungarian trial phase II/III update</i> <b><i>David Wazer, MD:</i></b> <i>Observations on toxicity</i> <b>Remaining time:</b> <i>Discussion/Questions</i>
3:15 – 3:40 pm	Refreshment break and Exhibit Time
3:40 – 4:30 pm	<b>Preferred papers - Breast and Head &amp; Neck</b> <b>Moderators – Martin Keisch, MD and David Donath, MD</b>
3:40 – 3:50 pm	<b>Multiple Dwell Positions with the Mammosite[Reg] HDR Applicator</b> <b>Gene A. Cardarelli, MD</b>

## American Brachytherapy Society 24<sup>th</sup> Annual Meeting

May 8–10, 2003 ▶ Waldorf–Astoria Hotel ▶ New York, New York

- 3:50 – 4:00 pm *RESIDENT TRAVEL AWARD*  
**CT-Guided Multi-Catheter Insertion Technique for Partial Breast Brachytherapy (PBB): Reliable Target Coverage and Dose Homogeneity**  
 Laurie W. Cuttino, MD
- 4:00 – 4:10 pm **A Quantitative Methodology for Measuring Conformance Index of MammoSite Catheter Treatments**  
 Mark J. Rivard, PhD
- 4:10 – 4:20 pm **Dosimetric Assessment of the Mammosite[Reg] RTS Radiation Therapy System**  
 Dorin Todor, PhD
- 4:20 – 4:30 pm **High-Dose-Rate Intraoperative (HDR-IORT) Radiation for Head and Neck Cancer**  
 Kenneth Hu, MD

4:30 – 5:30 pm **ABS Annual Debate - I**  
**“Accelerated Partial Breast Irradiation is equivalent to standard whole breast irradiation”**

Moderator – *David Wazer, MD*  
*Frank Vicini, MD - Pro*  
*Abram Recht, MD - Con*  
*Discussion/questions*

6:00 – 8:00 pm Welcoming President’s Reception

### Friday, May 9<sup>th</sup>

- 7:00 am – 5:00 pm Registration
- 9:00 am – 5:00 pm Commercial Exhibits
- 7:00 – 7:30 am Continental Breakfast
- 7:30 – 8:30 am **BREAST BRACHYTHERAPY REFRESHER COURSE**

*Douglas Arthur, MD - Essentials of Breast Brachytherapy – Multi-Cath and MammoSite*

## American Brachytherapy Society 24<sup>th</sup> Annual Meeting

May 8–10, 2003 ▶ Waldorf–Astoria Hotel ▶ New York, New York

### Vascular Brachytherapy: Chair, Phillip Devlin, MD

8:30 – 10:15 am	Vascular Brachytherapy Session
8:30 am	<b>Phillip Devlin, MD:</b> Welcome and Introduction
8:35 am	<b>Louis Harrison, MD:</b> Dosimetry for Vascular Brachytherapy: What's New?
8:50 am	<b>Evaluation of Overlap and Geographic Miss Associated with Manual Pullback Procedure for IVBT</b> <b>Robert Cormack, PhD</b>
9:00 am	<b>Intravascular Brachytherapy Using [Sup]90[/Sup]Sr for Saphenous Vein Grafts Having Diameters Ranging from 2.0-5.0mm</b> <b>Mark J. Rivard, PhD, to be presented by John Mignano, MD</b>
9:10 am	<b>Jay Ciezki, MD:</b> Response and discussion
9:20 am	<b>Coronary Brachytherapy in the Era of Drug Eluting Stents</b> <b>Phillip Devlin, MD</b>
9:35 am	<b>Treatment Of Refractory In-Stent Restenosis With Intravascular Brachytherapy And Paclitaxel Coated Stents: Determination Of Efficacy Of Radiosensitization Using Finite Element Methods To Model Drug Uptake</b> <b>Anthony Abner, MD</b>
9:45 am	<b>Colin Orton, PhD:</b> Response and discussion
9:55 am	<b>Vascular Brachytherapy for Peripheral Disease – An Update</b> <b>Prabhakar Tripuraneni, MD</b>
10:10 am	Panel: Response and discussion
10:15 am	Session End
10:15 – 10:45 am	Refreshment Break and Exhibit Time
10:45 – 11:15 am	<b>Proffered papers – Physics</b> <i>Moderator – Colin Orton, PhD</i>
10:45 – 10:55 am	<b>Update Of AAPM Task Group No. 43 Report [Ndash] A Revised AAPM Protocol For Interstitial Brachytherapy Dose Calculations</b> <b>Mark J. Rivard, PhD</b>

## American Brachytherapy Society 24<sup>th</sup> Annual Meeting

May 8–10, 2003 ▶ Waldorf–Astoria Hotel ▶ New York, New York

10:55 – 11:05 am	<b>Dependence of Brachytherapy Dosimetry on the Uniformity of the Isotope Physical Distribution</b> Mark J. Rivard, PhD, to be presented by Mark J. Engler, PhD
11:05 – 11:15 am	<b>Dose Rates from [<sup>125</sup>I] and [<sup>103</sup>Pd] Brachytherapy Sources in Realistic Media at Distances Up to 30 Cm</b> Mark J. Rivard, PhD, to be presented by Jody Morr, DO
11:15 – 11:45 am	<b>History – Pioneers of Brachytherapy</b> Jesse Aronowicz, MD
11:45 am - 1:15 pm	<b>Members Annual Business Meeting and Lunch</b>
<b>Prostate Brachytherapy: Chair, W. Robert Lee, MD</b>	
1:15 – 1:45 pm	<i>Contouring Consensus Results</i> W. Robert Lee, MD and Michael Zelefsky, MD
1:45 – 2:55 pm	<b>Proffered Papers - Prostate I</b> <i>Moderators - W. Robert Lee, MD and Matthew Manning, MD</i>
1:45 – 1:55 pm	<b>Impact of PSA Failure on Overall and Cancer Specific Survival Following Permanent Prostate Brachytherapy</b> David Beyer, MD
1:55 – 2:05 pm	<b>Searching for a Better Prostate Seed Implant: A New Rapid Strand After-Loading Technique</b> Humberto M. Fagundes, MD
2:05 – 2:15 pm	<b>Prostate Brachytherapy Seed Migration and Dosimetry: Analysis Of Potential Predictive Factors</b> Donald B. Fuller, MD
2:15 - 2:25 pm	<b>A Comparison of the Dosimetry of Seeds in Suture and Loose Seeds for Permanent Prostate Brachytherapy</b> Marshall Lieberfarb, MD
2:25 – 2:35 pm	<b>CT, MRI, and CT-MRI Image Fusion Assessment for Prostate I-125 Post Implant Dosimetry</b> Bashar M. Al-Qaisieh, MSc
2:35 – 2:45 pm	<b>MRI-CT Fusion to Assess Post Bt Prostate Volume and the Effects of Prolonged Edema on Dosimetry Following Transperineal Interstitial Permanent Prostate Brachytherapy (TIPPB)</b> Juanita M. Crook, MD



## American Brachytherapy Society 24<sup>th</sup> Annual Meeting

May 8–10, 2003 ▶ Waldorf–Astoria Hotel ▶ New York, New York

2:45 – 2:55 pm

*RESIDENT TRAVEL AWARD*

**Isodose Patterns In Patients With Inadequate Prostate Brachytherapy Coverage, And Its Application To Intraoperative Dosimetry Planning**  
**Daniel R. Reed, DO**

2:55 – 3:25 pm

Refreshment break and Exhibit Time

3:25 – 4:15 pm

**Proffered Papers - Prostate II**

*Moderators - Michael Zelefsky, MD and Juanita Crook, MD*

3:25 – 3:35 pm

**Quantitative Impact of Intraoperative Planning on Dosimetric Values**  
**Gary M. Kirsh, MD**

3:35 – 3:45 pm

**Intraoperative Preplanning Improve Implant Quality and Biochemical Disease-free Survival in Patients Treated with Permanent Prostate Brachytherapy**  
**Ronald D. Ennis, MD**

3:45 – 3:55 pm

*RESIDENT TRAVEL AWARD*

**Are There Significant Advantages to Intraoperative Planning Compared to Preoperative Planning for Permanent Prostate Seed Implants?**  
**Prem Raja, MD**

3:55 – 4:05 pm

**Comparison of Real-Time US Implantation of the Prostate Using a Look-Up Nomogram Versus US Assisted Implantation Using the Variseed Optimization Program: Improved Target Coverage with Reduced Urethral and Rectal Dose**  
**Adam Raben, MD**

4:05 – 4:15 pm

**Correction for Dosimetric Changes Due to Prostate Deformation when Using Ultrasound Probe Stand**  
**Young-Bin Cho, MD**

4:15 – 5:30 pm

**Salvage Brachytherapy – Imaging, Technique and Results**

Moderator – *David Beyer, MD*

*Bradley Prestidge, MD*

*Michael Hagan, MD*

**Remaining time : Discussion/Questions**

6:30 – 9:30 pm

**Gala Night Out**

Sponsored by Varian Brachytherapy  
Heartbeat Restaurant at W Hotel

## American Brachytherapy Society 24<sup>th</sup> Annual Meeting

May 8–10, 2003 ▶ Waldorf–Astoria Hotel ▶ New York, New York

### Saturday, May 10<sup>th</sup>

7:00 – 9:00 am	Registration
9:00 am – 12:15 pm	Commercial Exhibits
7:00 – 7:30 am	Continental Breakfast
7:30 – 8:30 am	<b>PROSTATE BRACHYTHERAPY REFRESHER COURSE</b> <i>John Sylvester, MD: Prostate Brachytherapy</i>
8:30 – 9:30 am	<b>Preferred papers - Prostate III</b> Moderators - <b>Richard Stock, MD and Louis Potters, MD</b>
8:30 – 8:40 am	<i>RESIDENT TRAVEL AWARD</i> <b>The Role of Prophylactic Tamsulosin (Flomax[Reg]) in Patients Undergoing Prostate [Sup]125/[Sup]I Seed Implants for Prostate Carcinoma. Double Blind Randomized Study</b> <b>Mohamed A. Elshaikh, MD</b>
8:40 – 8:50 am	<i>RESIDENT TRAVEL AWARD</i> <b>Incontinence Associated with Transurethral Resection of the Prostate for Patients Treated with Permanent Prostate Brachytherapy</b> <b>Rajiv J. Patel, MD</b>
8:50 – 9:00 am	<b>Long-Term Urinary Quality of Life Following Permanent Prostate Brachytherapy</b> <b>Gregory S. Merrick, MD</b>
9:00 – 9:10 am	<b>A Prospective Study of Sexual Potency and Sexual Satisfaction in Men Undergoing Permanent Seed Brachytherapy for Carcinoma of the Prostate</b> <b>Gerald C. Morton, MD</b>
9:10 – 9:20 am	<b>Anterior Rectal Wall DVH after I-125 Permanent Prostate Implant: Can We Use it to Predict Rectal Toxicity?</b> <b>Mira Keyes, MD, FRCPC</b>
9:20 – 9:30 am	<i>RESIDENT TRAVEL AWARD</i> <b>Combined Radioactive Gold Seed Brachytherapy and Intensity-Modulated Radiation Therapy (IMRT) [Quot]Dose Painting[Quot] Via [Quot]Smart Boost[Quot] in the Treatment of Localized Prostate Cancer: Toxicity and Biochemical Control</b> <b>Michael D. Bastasch, MD</b>

## Amercian Brachytherapy Society 24<sup>th</sup> Annual Meeting

May 8–10, 2003 ▶ Waldorf–Astoria Hotel ▶ New York, New York

9:30 – 10:00 am	Refreshment break
10:00 – 11:05 am	<b>Progress in Ultrasound Imaging For Prostate Brachytherapy: Moving Towards Real Real-Time Dosimetry</b> Moderator – <i>Anthony D’Amico, MD</i> <i>Brian Davis, MD</i> <i>Patrick McLaughlin, MD</i> Remaining time: <i>Discussion / Questions</i>
11:05 – 11:45 am	<b>Proffered papers - Prostate IV</b> <i>Moderators - Kent Wallner, MD and Bradley Prestidge, MD</i>
11:05 – 11:15 am	<b>Technical and Dosimetric Evaluation of Ct-Based Temporary HDR Interstitial Brachytherapy of the Prostate Gland</b> <b>John K. Hayes, MD</b>
11:15 – 11:25 am	<i>RESIDENT TRAVEL AWARD</i> <b>A Prospective Observational Study of the Cytoreductive Efficacy of Goserelin and Bicalutamide Prior to Brachytherapy</b> <b>Robert W. Laing, MRCP, FRCR</b>
11:25 – 11:35 am	<b>Radioimmunoguided Transperineal Brachytherapy with or without External Beam Radiotherapy for Hormone-Naïve Patients with Prostate Adenocarcinoma</b> <b>Rodney J. Ellis, MD</b>
11:35 – 11:45 am	<b>MRSI-Directed Regional Salvage Brachytherapy of the Prostate Following Recurrence after External Beam Irradiation</b> <b>Michael Hagan, MD, PhD</b>
11:45 am – 12:30 pm	<b>ABS Annual Debate – II</b>  “CT is adequate for postimplant quality assessment”  Moderator – <i>W. Robert Lee, MD</i> <i>Gregory Merrick, MD - Pro</i> <i>Juanita Crook, MD - Con</i> <i>Discussion/questions</i>
12:15 pm	Meeting adjourns
12:15 – 1:30 pm	Exhibitor tear-down

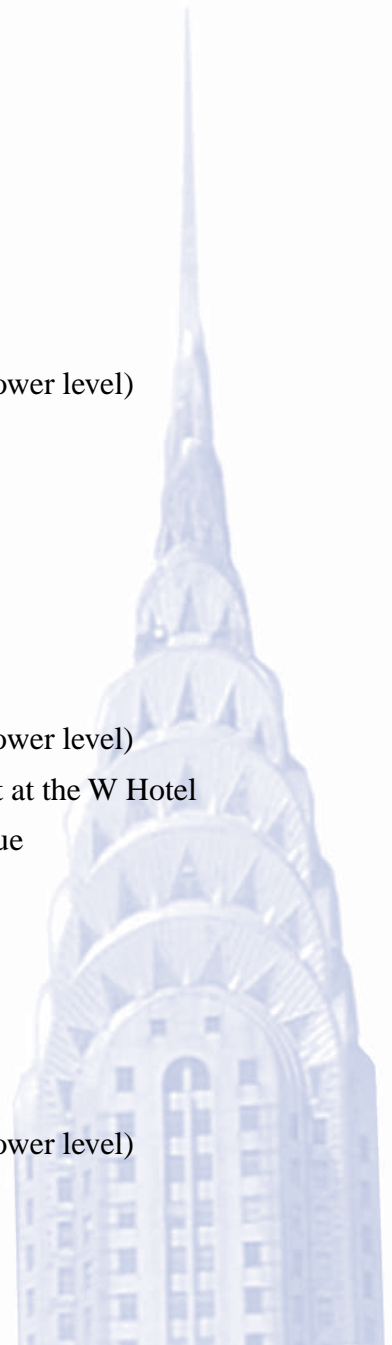


## American Brachytherapy Society 24<sup>th</sup> Annual Meeting

May 8–10, 2003 ▶ Waldorf–Astoria Hotel ▶ New York, New York

### Meeting Space Key

<u>Day</u>	<u>Function</u>	<u>Room(s) / Location</u>
Thursday	Commercial Exhibits	Empire, Hilton
Thursday	General Sessions	Starlight Roof
Thursday	Speaker Ready Room	Norse Suite
Thursday	Resident's Luncheon	Morgan Suite
Thursday	President's Reception	Louis XVI Suite
Thursday	Posters	Promenade Suites (lower level)
Friday	Commercial Exhibits	Empire, Hilton
Friday	General Sessions	Starlight Roof
Friday	Speaker Ready Room	Norse Suite
Friday	Annual Business Meeting and Member Lunch	Astor Salon
Friday	Posters	Promenade Suites (lower level)
Friday	Gala Event	Heartbeat Restaurant at the W Hotel 541 Lexington Avenue 6:30 to 9:30 pm
Saturday	Commercial Exhibits	Empire, Hilton
Saturday	General Sessions	Starlight Roof
Saturday	Speaker Ready Room	Norse Suite
Saturday	Posters	Promenade Suites (lower level)





## **Acknowledgment of Commercial Support**

The American Brachytherapy Society would like to acknowledge the support, through an unrestricted educational grant, of the following organizations:

Amersham Health (Travel Grant Awards)

Best Medical International (attendee tote bags; Ulrich Henschke Memorial Lecture)

Theragenics Corporation (Resident's Luncheon)

Varian Brachytherapy (Gala Event)

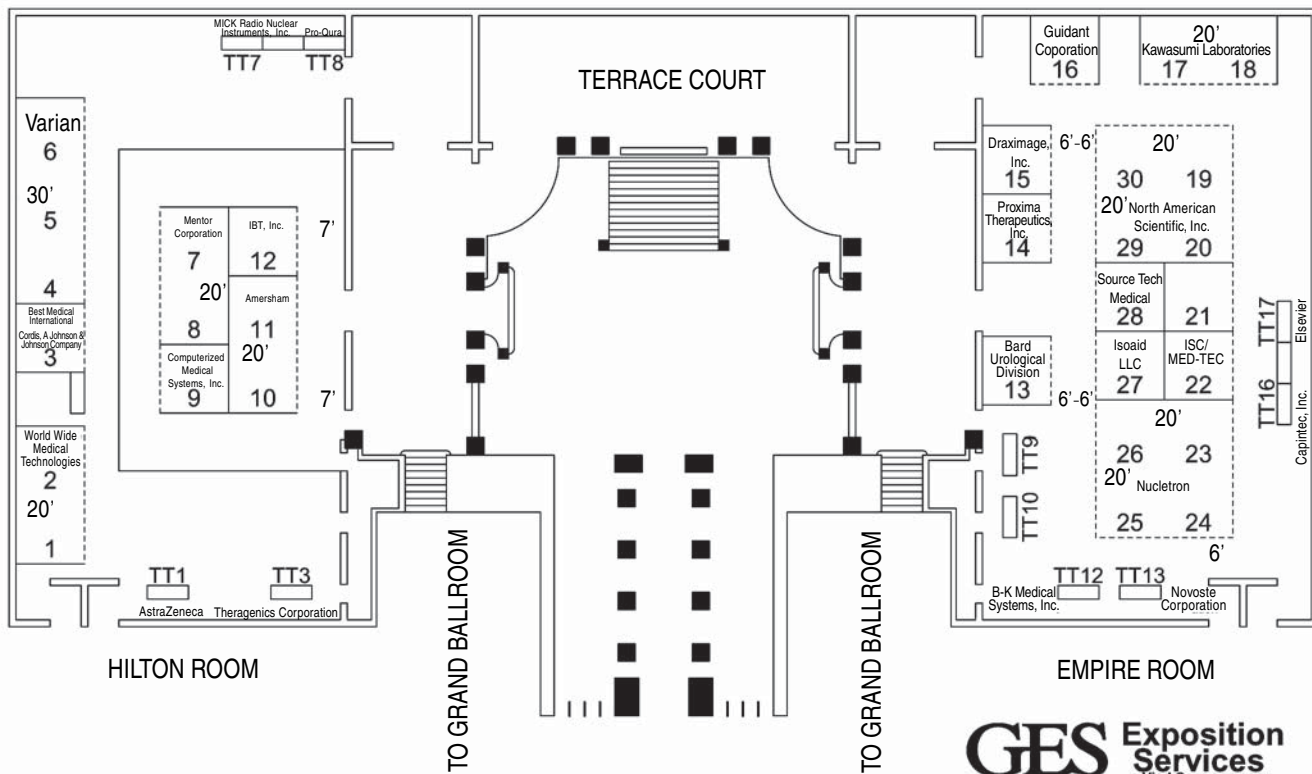
## **ABS 2003 Gala Event and Acknowledgment of Commercial Support**

*Sponsored by Varian Brachytherapy*

The ABS would like to acknowledge the support of the 2003 Gala Event by Varian Brachytherapy, through an unrestricted educational grant.

This year's Gala Event will be held at the Heartbeat Restaurant in the W Hotel, located across the street from the Waldorf-Astoria Hotel (541 Lexington Avenue). Enjoy light food, drinks and music while networking and talking with fellow attendees, exhibitors and guests. This event is included in the registration fee for attendees and guests, however exhibitors are required to register separately at a fee of \$150. Take the time to walk through this unique and upscale hotel; opened in 1998, the "W experience" began in New York and its success brought 12 more W hotels around the world over the next twelve months, including Sydney, Los Angeles, Seattle, Honolulu, New Orleans, San Diego and Chicago. Each hotel offers signature restaurant and bar areas. The W vision sees the hotel as a wonderful gathering place, much like the grand hotels of the early 1900s. Join your colleagues for this year's Gala Event.

# American Brachytherapy Society The Waldorf-Astoria ▶ May 8–10, 2003



ALL BOOTHS TO BE 10' X 10'.

**GES Exposition Services**  
a Viad Corp company  
SCALE=1/16"=1'-0"

DATE DRAWN: 08/21/02 E.V., 04/10/03 J.D., 04/17/03, 04/21/03 E.V.  
Copyright © by GES Exposition Services, All Rights Reserved  
No part of this publication may be reproduced, stored in any

## 2003 Annual Meeting Exhibitors

Company	Booth Number	Tabletop Number
Amersham Health	10,11	
AstraZeneca		1
Bard Urological Division	13	
Best Medical International & Cordis	3	
B-K Medical Systems, Inc.		12
Capintec		16
Computerized Medical Systems	9	
Draximage, Inc.	15	
Elsevier		17
Guidant Corporation	16	
IBT, Inc.	12	
Implant Sciences Corporation/MED-TEC	22	
Isoaid LLC	27	
Kawasumi Laboratories America	17, 18	
Mentor Corporation	7, 8	
MICK Radio Nuclear Instruments		7
Nucletron	23, 24, 25, 26	
North American Scientific, Inc.	19, 20, 29, 30	
Novoste Corporation		13
Pro-Qura		8
Proxima Therapeutics, Inc.	14	
SourceTech Mediale	28	
Theragenics Corporation		3
Varian Brachytherapy	4, 5, 6	
World Wide Medical Technologies	1, 2	

# 24TH ANNUAL MEETING

## ABS Board of Directors

President: Beth A. Erickson, MD  
Vice President: Michael J. Zelefsky, MD  
Secretary: Frank A. Vicini, MD  
Treasurer: Douglas W. Arthur, MD  
Chairman: Colin G. Orton, PhD

## Members-at-Large

Gary S. Gustafson, MD  
W. Robert Lee, MD  
Richard G. Stock, MD  
Prabhakar Tripuraneni, MD

## Annual Meeting Scientific Program Committee

Douglas W. Arthur, MD, Scientific Program Chair  
Beth A. Erickson, MD  
W. Robert Lee, MD  
Phillip M. Devlin, MD

## Annual Meeting Faculty

Anthony Abner, MD	Nina Mayr, MD
Kaled Alektiar, MD	Robert Cormack, PhD
Jesse Aronowicz, MD	Patrick McLaughlin, MD
Douglas Arthur, MD	Gregory Merrick, MD
David Beyer, MD	John Mignano, MD
Jay Ciezki, MD	Csaba Polgar, MD
Juanita Crook, MD	Richard Poetter, MD
Anthony D'Amico, MD	Bradley Prestidge, MD
Brian Davis, MD	Abram Recht, MD
Phillip Devlin, MD	Bill Small, MD
Beth Erickson, MD	John Sylvester, MD
Michael Hagan, MD	Prabhakar Tripuraneni, MD
Louis Harrison, MD	Frank Vicini, MD
Tom Julian, MD	David Wazer, MD
Robert Kuske, MD	Jeff Williamson, MD
W. Robert Lee, MD	Michael Zelefsky, MD





## ABS Awards

### Amersham Health Prostate Brachytherapy Fellowship Award Winners

**Lisa Berle**  
Tufts

**Darren Little**  
MD Anderson

**Sean Cavanaugh**  
UT San Antonio

**Peter Swindle**  
MSKCC

**Maria Dulay-De Jesus**  
Howard University

**Robert Takamiza**  
UCSF

### *Past Henschke Medal Recipients*

**1981 Basil Hilaris, MD**

**1989 J. Frank Wilson, MD**

Combined Modality Treatment with Brachytherapy

**1981 A.M. Nisar Syed, MD**

Primary Irradiation on the Management of Cancer of the Breast

**1990 Jack Fowler, DSc**

The Role of Radiation Biology in Brachytherapy

**1982 Lowell Anderson, PhD**

**1991 Carlos Perez, MD, FACR**

A Historic Perspective and Challenges in Brachytherapy of the Uterine Cervix

**1984 Bernard Perquin, MD**

Account of French Fellows

**1984 Eric Hall, DSc**

The Biological Basis of Endocurietherapy

**1992 Willet Whitmore, MD**

The Memorial Sloan Kettering Experience with 125-I for Prostrate Cancer: 1970-1985

**1985 Samuel Hellman, MD**

Preservative Management of Breast Cancer

**1993 Alain Gerbault, MD**

Brachytherapy for Pediatric Malignancies

**1986 Theodore L. Phillips, MD**

Neurobrachytherapy, State of the Art

**1994 Ravinder Nath, PhD**

New Radionuclide Sources for Brachytherapy

**1988 Charles A.F. Joslen, MD**

High Activity Source Afterloading in Gynecological Cancer and Its Future Prospects

**1995 Colin Orton, PhD**

The Dose-Rate Effect in Brachytherapy: Friend or Foe?

**1989 Professor Daniel Chassagne**

Results of Oral Cancer Brachytherapy


**1999 Luis Delclos, MD**

Irradiation for Malignant Tumors of the Vagina

**2003 Louis B. Harrison, MD**



## Awards Henschke Award Winner



### **Louis B. Harrison, M.D.**

Louis B. Harrison, M.D. is Clinical Director of the Continuum Cancer Centers of New York. He is also Chairman of Radiation Oncology for Beth Israel Medical Center and St. Luke's – Roosevelt Hospital Center, and Co-Director of the Institute for Head and Neck Cancer. He is an internationally recognized and extensively published expert in the areas of head and neck cancer, sarcomas and intraoperative brachytherapy. He has recently become involved in the study of anemia and its impact on oncologic outcomes. Before joining Beth Israel Medical Center in 1997, Dr. Harrison was Chief of the Brachytherapy Service and Leader of the Head and Neck Cancer Disease Management Team at Memorial Sloan-Kettering Cancer Center. He is Professor of Radiation Oncology at Albert Einstein College of Medicine.

Dr. Harrison is Co-Editor of the textbook Head and Neck Cancer: A Multidisciplinary Approach, published by Lippincott-Raven and winner of Doodys Book of the Year award for 2000. He is also Co-Editor of the textbook Intraoperative Irradiation – Techniques and Results, published by Humana Press in 1999.

Dr. Harrison received his bachelor's degree from Duke University and earned his medical degree from the State University of New York Downstate Medical Center's College of Medicine where he was a member of the Apha Omega Alpha Honor Society. He did his internship at Mount Sinai Medical Center, and then completed a residency in therapeutic radiology at the Yale University School of Medicine.

Dr. Harrison has been a member of the American Brachytherapy Society since 1986. He became Chairman of the Scientific Program Committee in 1989, and was a member of the Board of Directors from 1991-1995 serving as Treasurer in 1991, Vice President in 1992, and President in 1993. He has continued to be very active in brachytherapy with special expertise in head and neck brachytherapy, intraoperative brachytherapy, and vascular brachytherapy. He has also published on the use of brachytherapy for soft tissue sarcomas, nasopharyngeal carcinomas, and vaginal cancers, as well as pancreatic tumors and liver metastases.

It is a pleasure to honor Dr. Louis Harrison with the 2003 Henschke Award.

## 2003 ABS Resident Travel Grant Award Recipients

### Paper Presentations

Michael Bastasch, MD

*Combined Radioactive Gold Seed Brachytherapy and Intensity-Modulated Radiation Therapy (IMRT) [quot] Dose Painting [quot] Via [quot] Smart Boost [quot] in the Treatment of Localized Prostate Cancer: Toxicity and Biochemical Control*

Laurie W. Cuttino, MD

*CT-Guided Multi-Catheter Insertion Technique for Partial Breast Brachytherapy (PBB): Reliable Target Coverage and Dose Homogeneity*

Mohamed A. Elshaikh, MD

*The Role of Prophylactic Tamsulosin (Flomax [reg]) in Patients Undergoing Prostate [sup] 125 [/sup] I Seed Implants for Prostate Carcinoma. Double Blind Randomized Study.*

Julie M. Hwang, MD

*Treatment of T3 and T4 Anal Cancer with Combined Chemoradiation and Interstitial IR-192 Implant*

Sameer Keole, MD

*Outcomes for Stage III Cervical Cancer Treated with External-Beam Radiation Therapy and High-Dose Rate Brachytherapy*

Rajiv J. Patel, MD

*Incontinence Associated with Transurethral Resection of the Prostate for Patients Treated with Permanent Prostate Brachytherapy*

Prem Raja, MD

*Are There Significant Advantages to Intraoperative Planning Compared to Preoperative Planning for Permanent Prostate Seed Implants?*

Daniel R. Reed, DO

*Isodose Patterns in Patients with Inadequate Prostate Brachytherapy Coverage, and its Application to Intraoperative Dosimetry Planning*

### Poster Presentations

Kelly D. DeWitt, MD

*Comparison of Anatomy-Based Inverse Planning Dose Optimization with Conventional Dose Prescription Methods for High-Dose-Rate Treatment of the Cervix*

S. Christopher Hoffelt, MD

*Epididymitis Following Prostate Brachytherapy*

Hiral K. Shah, MD

*3-D Treatment Planning Offers Improved Target Volume Delineation and Geometric Coverage for HDR Interstitial Accelerated Partial Breast Irradiation*

Neenad M. Shah, MD

*Initial Cosmesis and Toxicity with Mammosite Brachytherapy for Partial Breast Irradiation in Breast-Conserving Therapy for Women with Early-Stage Breast Cancer*

Sherif Yacoub, MD, PhD

*Vaginal Recurrences in Previously Irradiated Endometrial Cancer: Result of Salvage Interstitial Brachytherapy*

## ABS Posters (located in Promenade Suites)

### Gynecology

#### P-39

#### **VAGINAL RECURRENCES IN PREVIOUSLY IRRADIATED ENDOMETRIAL CANCER: RESULT OF SALVAGE INTERSTITIAL BRACHYTHERAPY**

Sherif Yacoub, MD,PHD,<sup>1</sup> Subir Nag, MD,<sup>1</sup> Larry J Copeland, MD,<sup>2</sup> Jeffrey M Fowler, MD.<sup>2</sup> <sup>1</sup>Radiation Oncology, Ohio State Univ, Columbus, OH; <sup>2</sup>Division of Gynecologic Oncology, Ohio State Univ, Columbus, OH.

#### P-41

#### **A FREEHAND TRANSRECTAL ULTRASOUND GUIDED INTERSTITIAL IMPLANT TECHNIQUE WITH INVERSE PLANNING FOR GYNECOLOGIC MALIGNANCIES**

Christopher Biggs, MD, PhD,<sup>1</sup> Etienne Lesard, M.Sc.,<sup>1</sup> Arun Sharma, B.D.S.,M.Sc.,<sup>1</sup> Joycelyn Speight, MD, PhD,<sup>1</sup> Jean Pouliot, Ph.D.,<sup>1</sup> I-Chow Hsu, MD.<sup>1</sup> <sup>1</sup>Radiation Oncology, University of California San Francisco, San Francisco, CA.

#### P-42

#### **COMPARISON OF ANATOMY-BASED INVERSE PLANNING DOSE OPTIMIZATION WITH CONVENTIONAL DOSE PRESCRIPTION METHODS FOR HIGH-DOSE-RATE TREATMENT OF THE CERVIX**

Kelly D DeWitt, MD,<sup>1</sup> I Chow Joe Hsu, MD,<sup>1</sup> Vivian K Weinberg, PhD,<sup>2</sup> Etienne Lessard, MSc,<sup>1</sup> Jean Pouliot, PhD.<sup>1</sup> <sup>1</sup>Radiation Oncology, University of California, San Francisco, San Francisco, CA; <sup>2</sup>Biostatistics Core, University of California, San Francisco, San Francisco, CA.

#### P-43

#### **DOSIMETRIC COMPARISON BETWEEN TWO INTRACAVITARY BRACHYTHERAPY FOR CANCER OF THE CERVIX: MANCHESTER SYSTEM VERSUS EDINBURGH SYSTEM**

Robert Y Kim, M.D., Jill F Caranto, R.T. (R)(T) C.M.D., Jun Duan, Ph.D. <sup>1</sup>Radiation Oncology, University of Alabama at Birmingham, Birmingham, AL.

#### P-44

#### **CISPLATIN IN COMBINATION WITH FRACTIONATED HDR INTRACAVITARY BRACHYTHERAPY FOR PATIENTS WITH CANCER OF THE UTERINE CERVIX - A PILOT STUDY**

Travers J McLoughlin, M.D.,<sup>1</sup> Jaganmohan Poli, M.D.,<sup>1</sup> D Yi-Shin Kuo, M.D.,<sup>2</sup> Dattatreya Nori, M.D., F.A.C.R.<sup>1</sup> <sup>1</sup>Department of Radiation Oncology, New York Hospital Medical Center at Queens, Flushing, NY; <sup>2</sup>Department of Ob/Gyn - Division of Gynecologic Oncology, New York Hospital Medical Center at Queens, Flushing, NY.

### Breast

#### P-45

#### **INITIAL COSMESIS AND TOXICITY WITH MAMMOSITE BRACHYTHERAPY FOR PARTIAL-BREAST IRRADIATION IN BREAST-CONSERVING THERAPY FOR WOMEN WITH EARLY-STAGE BREAST CANCER**

Neenad M Shah, MD,<sup>1,2</sup> Todd Tenenholz, MD, PhD,<sup>3</sup> Thomas A DiPetrillo, MD,<sup>1,2</sup> Douglas W Arthur, MD,<sup>3</sup> Gene A Cardarelli, MSc, MPH,<sup>2</sup> Zhen Zheng, PhD,<sup>2</sup> Mark J Rivard, PhD,<sup>1</sup> Bruce A Bornstein, MD, MBA,<sup>1</sup> David E Wazer, MD.<sup>1,2</sup> <sup>1</sup>Radiation Oncology, Tufts - New England Medical Center, Boston, MA; <sup>2</sup>Radiation Oncology, Rhode Island Hospital, Providence, RI; <sup>3</sup>Radiation Oncology, Medical College of Virginia of VCUHS, Richmond, VA.

P-46

**3-D TREATMENT PLANNING OFFERS IMPROVED TARGET VOLUME DELINEATION AND GEOMETRIC COVERAGE FOR HDR INTERSTITIAL ACCELERATED PARTIAL BREAST IRRADIATION**

Hiral K Shah, MD,<sup>1</sup> Rakesh R Patel, MD,<sup>1</sup> Rupak Das, PhD,<sup>1</sup> Afshin Forouzannia, MD,<sup>1</sup> Heath Odau, MS,<sup>1</sup> Robert R Kuske, MD.<sup>1</sup> *<sup>1</sup>Department of Human Oncology, University of Wisconsin, Madison, WI.*

P-49

**BREAST CONSERVATION UTILIZING TEMPORARY 125 IODINE INTERSTITIAL BRACHYTHERAPY FOLLOWING LUMPECTOMY FOR ISOLATED IN-BREAST RECURRENCE**

Mark G Trombetta, M.D.,<sup>1</sup> Thomas B Julian, M.D.,<sup>2</sup> Janna Z Andrews, M.D.,<sup>1</sup> Mary Beth Malay, M.D.,<sup>2</sup> Marcel M Szal, M.S.,<sup>3</sup> E Day Werts, Ph.D.,<sup>1</sup> David S Parda, M.D.<sup>1</sup> *<sup>1</sup>Department of Radiation Oncology, Allegheny General Hospital, Pittsburgh, PA; <sup>2</sup>Department of Human Oncology, Allegheny General Hospital, Pittsburgh, PA; <sup>3</sup>Department of Radiation Oncology, Wyoming Medical Center, Casper, WY.*

**Head and Neck**

P-50

**DOSE CALCULATION INACCURACY DUE TO SEED POSITION ERRORS IN EYE PLAQUES WITH IRREGULAR SOURCE PATTERN**

Eugene P Lief, Ph.D.,<sup>1</sup> J Keith De Wyngaert, Ph.D.,<sup>1</sup> Bruce E Ellerin, M.D.,<sup>1</sup> Silvia C Formenti, M.D.<sup>1</sup> *<sup>1</sup>Radiation Oncology, New York University Medical Center, New York, NY.*

P-51

**SALVAGE BRACHYTHERAPY FOR HEAD AND NECK CANCER: RETREATMENT IN PREVIOUSLY IRRADIATED AREA**

V. Strnad, MD, Assoc.Prof.,<sup>1</sup> M. Geiger, MD,<sup>1</sup> M. Lotter, PhD,<sup>1</sup> R. Sauer, MD, Prof.<sup>1</sup> *<sup>1</sup>Dept. of Radiation Oncology, University Erlangen-Nuremberg, Erlangen, Germany.*

**Intravascular**

P-52

**DOSE VARIABILITY ALONG A SEED STRAND DUE TO STRAND CURVATURE IN CORONARY INTRAVASCULAR BRACHYTHERAPY**

Martin Bues, Ph.D., Edward J Holupka, Ph.D., Anthony L Abner, M.D. *<sup>1</sup>Radiation Oncology, Beth Israel Deaconess Medical Center, Harvard Medical School, Boston, MA.*

**Physics**

P-53

**DOSIMETRIC EFFECTS OF PLASTIC APPLICATORS AND METALLIC SOURCE GUIDE TUBES IN <sup>192</sup>Ir HDR TREATMENTS OF THE VAGINA: MONTE CARLO SIMULATIONS AND ION-CHAMBER MEASUREMENTS**

Sung-Joon Ye, Ph.D.,<sup>1</sup> Ivan A Brezovich, Ph.D.<sup>1</sup> *<sup>1</sup>Radiation Oncology, University of Alabama School of Medicine, Birmingham, AL.*

**P-54**

**SKIN AND CONTRALATERAL BREAST SURFACE DOSE ASSOCIATED WITH MAMMOSITE HIGH DOSE RATE BREAST BRACHYTHERAPY**

Ahmir Sadeghi, PhD,<sup>1</sup> Bradley Prestidge, MD,<sup>2</sup> Arthur Rosenthal, MD,<sup>3</sup> Leticia Salinas, MS,<sup>1</sup> Renee Lee, MS,<sup>1</sup> James Hevezi, PhD.<sup>1</sup> <sup>1</sup>Radiation Physics, Cancer Therapy & Research Center, San Antonio, TX; <sup>2</sup>Radiation Oncology, Cancer Therapy & Research Center, San Antonio, TX; <sup>3</sup>Surgery, SW Texas Methodist Hospital, San Antonio, TX.

**P-55**

**AUTOMATED HDR OPTIMIZATION USING DIFFERENTIAL EVOLUTION**

David A Silvern, DrPH,<sup>1</sup> Marco Zaider, PhD,<sup>2</sup> Gilad N Cohen, MS,<sup>2</sup> Patricia J Harrington, BA,<sup>2</sup> Nitin K Mathur, MS,<sup>2</sup> Michael J Zelefsky, MD.<sup>3</sup> <sup>1</sup>Oncology: Radiotherapy Unit, Rabin Medical Center: Beilinson Campus, Petah Tikva, Israel; <sup>2</sup>Medical Physics, Memorial Sloan-Kettering Cancer Center, New York, NY; <sup>3</sup>Radiation Oncology, Memorial Sloan-Kettering Cancer Center, New York.

**P-56**

**MODELING SEED MISPLACEMENT BY SIMULATING TISSUE DEFORMATIONS**

Ron Alterovitz, B.S.,<sup>1</sup> Jean Pouliot, Ph.D.,<sup>2</sup> Richard Taschereau, Ph.D.,<sup>2</sup> I-Chow Hsu, M.D.,<sup>2</sup> Ken Goldberg, Ph.D.<sup>3</sup> <sup>1</sup>Department of Industrial Engineering & Operations Research, University of California Berkeley, Berkeley, CA; <sup>2</sup>Department of Radiation Oncology, University of California San Francisco, San Francisco, CA; <sup>3</sup>Departments of IEOR and EECS, University of California Berkeley, Berkeley, CA.

**P-57**

**2D VERSUS 3D PLANNING OF INTRACAVITARY HDR TREATMENTS FOR GYNECOLOGICAL TUMORS**

Anil Sethi, Ph.D.,<sup>1</sup> Kevin Albuquerque, M.D.,<sup>1</sup> Leonid B Leybovich, Ph.D.,<sup>1</sup> Noushin Izadifar, M.D.,<sup>1</sup> Nesrin Dogan, Ph.D.,<sup>1</sup> Glenn P Glasgow, Ph.D.<sup>1</sup> <sup>1</sup>Radiation Oncology, Loyola University Medical Center, Maywood, IL.

## Prostate

**P-58**

**HIGH DOSE RATE BRACHYTHERAPY AND EXTERNAL BEAM: LONG TERM RESULTS IN CANCER OF THE PROSTATE**

D Jeffrey Demanes, M.D.,<sup>1</sup> Rodney R Rodriguez, Ph.D., M.D.,<sup>1</sup> Lionel Schour, M.D., M.S.,<sup>1</sup> David Brandt, M.A.,<sup>1</sup> Gillian A Altieri, C.M.D.,<sup>1</sup> Ramina Ravanera,<sup>1</sup> Robert Smith, M.D.<sup>1</sup> <sup>1</sup>High Dose Rate Brachytherapy, California Endocurietherapy Cancer Center, Oakland, CA.

**P-59**

**FEASIBILITY OF RADIOIMMUNOGUIDED PROSTATE BRACHYTHERAPY AS SALVAGE FOR LOCAL FAILURE FOLLOWING EXTERNAL BEAM RADIATION**

Rodney J Ellis, MD,<sup>1</sup> Amy Vertocnik, MS,<sup>2</sup> Edward Y Kim, MD,<sup>2</sup> Hang Zhou, MD,<sup>2</sup> D B Sodee, MD,<sup>3</sup> J P Spirnak, MD,<sup>4</sup> Kurt H Dinchman, MD,<sup>4</sup> Valdir Colussi, PhD,<sup>2</sup> Martin I Resnick, MD.<sup>5</sup> <sup>1</sup>Radiation Oncology, Aultman Hospital, Canton, OH; <sup>2</sup>Radiation Oncology, University Hospitals of Cleveland / CWRU, Cleveland, OH; <sup>3</sup>Radiology, University Hospitals of Cleveland / CWRU, Cleveland, OH; <sup>4</sup>Urology, Metrohealth Medical Center, Cleveland, OH; <sup>5</sup>Urology, University Hospitals of Cleveland / CWRU, Cleveland, OH.

**P-60****LOCALIZATION OF NEUROVASCULAR BUNDLES ON PELVIC CT AND EVALUATION OF RADIATION DOSE TO STRUCTURES PUTATIVELY INVOLVED IN ERECTILE DYSFUNCTION AFTER PROSTATE BRACHYTHERAPY**

Jean F Lundberg,<sup>1</sup> Jeffrey H Newhouse, M.D.,<sup>2</sup> Ronald D Ennis, M.D.<sup>1</sup> <sup>1</sup>*Radiation Oncology*; <sup>2</sup>*Radiology, Columbia Univ, New York, NY.*

**P-61****SWELLING POST IMPLANT IS IN PART AN ARTIFACT OF IMAGING MODALITY**

Patrick McLaughlin, MD, Vrinda Narayana, PhD, Sara Troyer, BS, Joseph Herman, MD, Peter Roberson, PhD. <sup>1</sup>*Radiation Oncology, University of Michigan, Ann Arbor, MI*; <sup>2</sup>*Radiation Oncology, Providence Hospital, Southfield, MI.*

**P-62****HIGH DOSE RATE (HDR) MONOTHERAPY FOR EARLY STAGE PROSTATE CANCER: PRELIMINARY RESULTS**

Rodney R Rodriguez, Ph.D., M.D.,<sup>1</sup> D Jeffrey Demanes, M.D.,<sup>1</sup> Gillian A Altieri, C.M.D.,<sup>1</sup> Lionel Schour, M.D.,<sup>1</sup> David Brandt, M.A.,<sup>1</sup> Ramina Ravanera,<sup>1</sup> Robert Smith, M.D.<sup>1</sup> <sup>1</sup>*High Dose Rate Brachytherapy, California Endocurietherapy Cancer Center, Oakland, CA.*

**P-63****FACTORS ASSOCIATED WITH THE NEED FOR SELF-INTERMITTENT CATHETERIZATION AFTER PROSTATE BRACHYTHERAPY**

David J Schwartz, MD,<sup>1</sup> Steven E Schild, MD,<sup>1</sup> William W Wong, MD,<sup>1</sup> Sujay Vora, MD.<sup>1</sup> <sup>1</sup>*Radiation Oncology, Mayo Clinic Scottsdale, Scottsdale, AZ.*

**P-64****DOSIMETRIC PREDICTORS OF PROLONGED GRADE 2 URINARY SYMPTOMS AFTER PROSTATE IMPLANTATION: WHAT DOES THE URETHRAL DVH TEACH US?**

Michael J Zelefsky, M.D.,<sup>1</sup> Yoshiya Yamada, M.D.,<sup>1</sup> Gilad Cohen, M.S.,<sup>1</sup> Leah Ben-Porat, B.A.,<sup>1</sup> Marco Zaider, Ph.D.<sup>1</sup> <sup>1</sup>*Department of Radiation Oncology, Memorial Sloan-Kettering Cancer Center, New York, NY.*

**P-65****OFFICE-BASED CT-ULTRASOUND INTERACTIVE TRANSPERINEAL PROSTATE BRACHYTHERAPY: A REAL-TIME DOSIMETRY ANALYSIS AND QUALITY IMPROVEMENT METHOD REPORT OF 14 CASES**

Donald B Fuller, MD,<sup>1</sup> Haoran Jin, PhD,<sup>1</sup> Tahir Ijaz, MD,<sup>1</sup> Marie D Silverman, CMD,<sup>1</sup> Steve J Hardy, CMD,<sup>1</sup> James A Koziol, PhD,<sup>2</sup> Anne C Feng.<sup>2</sup> <sup>1</sup>*Radiotherapy, Radiation Medical Group, San Diego, CA*; <sup>2</sup>*Statistics, Scripps Cancer Center, La Jolla, CA.*

**P-66****PROSTATE BRACHYTHERAPY USING CONSCIOUS SEDATION AND LOCAL ANESTHESIA: PATIENT SATISFACTION SURVEY, SHORT-TERM MORBIDITY ASSESSMENT AND IMPLANT QUALITY ASSESSMENT**

Donald B Fuller, MD, Mary Kay Gorman, RN, Carol Holcomb, RN, Tahir Ijaz, MD. <sup>1</sup>*Radiotherapy, Radiation Medical Group, San Diego, CA.*

**P-67**

**EPIDIDYMITIS FOLLOWING PROSTATE BRACHYTHERAPY**

S Christopher Hoffelt, MD, Kent Wallner, MD, Greg Merrick, MD. <sup>1</sup>*Radiation Oncology, Oregon Health Sciences University, Portland, OR;* <sup>2</sup>*Radiation Oncology, Puget Sound Health Care System, Dept of Veterans Affairs, U. of Washington, Seattle, WA;* <sup>3</sup>*Radiation Oncology, Schiffler Cancer Center, Wheeling, WV.*

**P-68**

**A PHASE I/II STUDY FOR THE TREATMENT OF PATIENTS WITH RECURRENT, NONMETASTATIC PROSTATE CANCER: A NEW TREATMENT OPTION**

Robert A Ivker, D.O.,<sup>1</sup> Allison Sacher, M.D.,<sup>1</sup> Alan Helfman, M.D.,<sup>1</sup> Stuart Shoengold, M.D.,<sup>1</sup> Alan Strumeyer, M.D.,<sup>1</sup> Loren Bell, C.M.D.,<sup>1</sup> Will Chen, PH.D.,<sup>1</sup> Lawrence R Coia, M.D.<sup>2</sup> <sup>1</sup>*Radiation Oncology, Newark Beth Israel Medical Center, Newark, NJ;* <sup>2</sup>*Radiation Oncology, Community Medical Center, Toms River, NJ.*

**P-69**

**PROSTATE CANCER WITH LARGE GLANDS TREATED WITH THREE DIMENSIONAL COMPUTED TOMOGRAPHY-GUIDED PARARECTAL BRACHYTHERAPY, UP TO EIGHT YEARS FOLLOW-UP**

Panos G Koutrouvelis, M.D., Niko Lailas, M.D., Stuart Katz, M.D., James Sehn, M.D., Guillermo Gil-Montero, M.D., Nabil Khawand, M.D. <sup>1</sup>*Uro-Radiology Prostate Institute, Vienna, VA.*

**P-70**

**ACUTE URINARY MORBIDITY FOLLOWING PROSTATE BRACHYTHERAPY: THE IMPACT OF INTRAOPERATIVE DOSIMETRY**

Karen E Loeb-Borofsky, M.D.,<sup>1</sup> Jamie A Cesaretti, M.D.,<sup>1</sup> Nelson N Stone, M.D.,<sup>2</sup> Richard G Stock, M.D.<sup>1</sup> <sup>1</sup>*Department of Radiation Oncology, Mount Sinai School of Medicine, New York, NY;* <sup>2</sup>*Department of Urology, Mount Sinai School of Medicine, New York, NY.*

**P-71**

**THE EFFECT OF HORMONAL MANIPULATION ON URINARY FUNCTION FOLLOWING PERMANENT PROSTATE BRACHYTHERAPY**

Gregory S Merrick, MD,<sup>1,3</sup> Wayne M Butler, PhD,<sup>1,3</sup> Kent E Wallner, MD,<sup>2</sup> Brian C Murray, BS,<sup>1</sup> Zachariah A Allen, MS,<sup>1</sup> Jonathan H Lief, PhD,<sup>1,3</sup> Robert W Galbreath, PhD.<sup>1,3</sup> <sup>1</sup>*Schiffler Cancer Center, Wheeling Hospital, Wheeling, WV;* <sup>2</sup>*Department of Veterans Affairs, Puget Sound Health Care System, Seattle, WA;* <sup>3</sup>*Wheeling Jesuit University, Wheeling, WV.*

**P-72**

**HORMONAL THERAPY, BRACHYTHERAPY, AND EXTERNAL BEAM IRRADIATION IN THE TREATMENT OF HIGH RISK PROSTATE CANCER: POST-TREATMENT BIOPSY AND PSA OUTCOMES**

Oren Cahlon, B.S.,<sup>1</sup> Richard G Stock, M.D.,<sup>1</sup> Marisa A Kollmeier, M.D.,<sup>1</sup> Nelson N Stone, M.D.<sup>2</sup> <sup>1</sup>*Department of Radiation Oncology, Mount Sinai School of Medicine, Mount Sinai Medical Center, New York, NY;* <sup>2</sup>*Department of Urology, Mount Sinai School of Medicine, Mount Sinai Medical Center, New York, NY.*

**P-74**

**A TURP DEFECT DOES NOT COMPROMISE PROSTATE IMPLANT DOSIMETRY**

Jamie A Cesaretti, MD,<sup>1</sup> Richard G Stock, MD,<sup>1</sup> Nelson N Stone, MD,<sup>2</sup> Marisa A Kollmeier, MD.<sup>1</sup> <sup>1</sup>*Radiation Oncology, Mount Sinai School of Medicine, New York, NY;* <sup>2</sup>*Urology, Mount Sinai School of Medicine, New York, NY.*

**P-77****ASSESSMENT OF RADIATION SAFETY INSTRUCTIONS TO PATIENTS BASED ON MEASURED DOSE RATES FOLLOWING PROSTATE BRACHYTHERAPY**

Lawrence T Dauer, MS,<sup>1</sup> Michael J Zelefsky, MD,<sup>2</sup> Christopher L Horan,<sup>1</sup> Yoshiya Yamada, MD,<sup>2</sup> Jean M St. Germain, MS.<sup>1</sup>  
<sup>1</sup>Medical Physics, Memorial Sloan-Kettering Cancer Center, New York, NY; <sup>2</sup>Radiation Oncology, Memorial Sloan-Kettering Cancer Center, New York, NY.

**P-78****ULTRASOUND VIBRO-ACOUSTOGRAPHY (UVA) FOR PERMANENT PROSTATE BRACHYTHERAPY: MOVING TOWARDS REAL-TIME INTRAOPERATIVE DOSIMETRY**

Brian J Davis, MD PhD,<sup>1</sup> Randall R Kinnick,<sup>2</sup> Mostafa Fatemi, PhD,<sup>2</sup> Garrett H Lischer, MD,<sup>3</sup> James F Greenleaf, PhD.<sup>2</sup>  
<sup>1</sup>Radiation Oncology, Mayo Clinic and Foundation, Rochester, MN; <sup>2</sup>Physiology and Biophysics, Basic Ultrasound Research Laboratory, Mayo Clinic and Foundation, Rochester, MN; <sup>3</sup>Urology, Mayo Clinic and Foundation, Rochester, MN.

**P-79****COMBINATION CONFORMAL RADIOTHERAPY AND RADIOIMMUNOGUIDED TRANSPERINEAL Pd-103 IMPLANTATION FOR PATIENTS WITH INTERMEDIATE AND UNFAVORABLE RISK PROSTATE ADENOCARCINOMA**

Rodney J Ellis, MD,<sup>1</sup> Edward Y Kim, MD,<sup>2</sup> Amy Vertocnik, MS,<sup>2</sup> Bruce Sodee, MD,<sup>3</sup> Hang Zhou, MD,<sup>2</sup> Ben Young, BS,<sup>2</sup> Pingfu Fu, PhD,<sup>4</sup> John P Spirnak, MD,<sup>6</sup> Valdir Colussi, PhD,<sup>2</sup> Martin I Resnick, MD.<sup>5</sup>  
<sup>1</sup>Radiation Oncology, Aultman Hospital, Canton, OH; <sup>2</sup>Radiation Oncology, University Hospitals of Cleveland / CWRU, Cleveland, OH; <sup>3</sup>Radiology, University Hospitals of Cleveland / CWRU, Cleveland, OH; <sup>4</sup>Epidemiology and Biostatistics, Case Western Reserve University, Cleveland, OH; <sup>5</sup>Urology, University Hospitals of Cleveland / CWRU, Cleveland, OH; <sup>6</sup>Urology, Metrohealth Medical Center, Cleveland, OH.

**Soft Tissue Sarcoma****P-80****OUTCOME OF COMBINED BRACHYTHERAPY AND EXTERNAL BEAM RADIATION THERAPY IN PRIMARY HIGH-GRADE SOFT TISSUE SARCOMA OF THE EXTREMITY**

James E Lee, M.D.,<sup>1</sup> Kaled M Alektiar, M.D.,<sup>1</sup> Jordan M Jacobs, B.S.,<sup>1</sup> Michael J Zelefsky, M.D.,<sup>1</sup> Murray F Brennan, M.D.<sup>2</sup>  
<sup>1</sup>Department of Radiation Oncology, Memorial Sloan-Kettering Cancer Center, New York, NY; <sup>2</sup>Department of Surgery, Memorial Sloan-Kettering Cancer Center, New York, NY.



## General Evaluation

Many of the comments and ideas received at previous meetings were considered when designing this program. Your opinions and reactions are important and will be actively considered for future meetings.

*Please return your completed evaluation to the Registration desk*

### Program Objectives

- To ensure a comprehensive understanding of the expanding role of imaging within the practice of brachytherapy. This will be accomplished through the exploration of advances in treatment technique and dosimetric evaluation as well as treatment outcome in gynecologic, breast, prostate and endovascular brachytherapy.
- To increase the understanding of all aspects of brachytherapy application, including indications for use, technical considerations, quality assurance programs and outcome evaluations.

## Thursday, May 8

Please circle the appropriate rating number, with 5 as the highest score and 1 as the lowest and check “yes” or “no”

**Alektiar/Small** — Overall rating of presentation (please circle one) 5 4 3 2 1

### *Endometrial Cancer: Indications, Techniques, and Results*

- |  |                              |                             |
|--|------------------------------|-----------------------------|
| Were objectives stated at beginning of presentation? | <input type="checkbox"/> Yes | <input type="checkbox"/> No |
| Were objectives met?                                 | <input type="checkbox"/> Yes | <input type="checkbox"/> No |
| Was presentation clear and concise?                  | <input type="checkbox"/> Yes | <input type="checkbox"/> No |
| Will this presentation enhance your practice?        | <input type="checkbox"/> Yes | <input type="checkbox"/> No |

If yes, please rate how important this “enhancement” will be

- very    moderately    somewhat    not very

General Comments:

---

Please circle the appropriate rating number, with 5 as the highest score and 1 as the lowest and check “yes” or “no”

## Gynecologic Brachytherapy: Chair, Beth Erickson

**Mayr** — Overall rating of presentation (please circle one)      5   4   3   2   1  
*Imaging for Gynecologic Malignancies*

- Were objectives stated at beginning of presentation?       Yes       No  
 Were objectives met?       Yes       No  
 Was presentation clear and concise?       Yes       No  
 Will this presentation enhance your practice?       Yes       No  
 If yes, please rate how important this “enhancement” will be  
                                   very     moderately     somewhat     not very

General Comments:

---

**Williamson** — Overall rating of presentation (please circle one) 5   4   3   2   1  
*Image-Guided Brachytherapy-Efficacy and Limitations*

- Were objectives stated at beginning of presentation?       Yes       No  
 Were objectives met?       Yes       No  
 Was presentation clear and concise?       Yes       No  
 Will this presentation enhance your practice?       Yes       No  
 If yes, please rate how important this “enhancement” will be  
                                   very     moderately     somewhat     not very

General Comments:

---

**Poetter** — Overall rating of presentation (please circle one)      5   4   3   2   1  
*MRI –based Brachytherapy for Cervical Carcinoma*

- Were objectives stated at beginning of presentation?       Yes       No  
 Were objectives met?       Yes       No  
 Was presentation clear and concise?       Yes       No  
 Will this presentation enhance your practice?       Yes       No  
 If yes, please rate how important this “enhancement” will be  
                                   very     moderately     somewhat     not very

General Comments:

---

Please circle the appropriate rating number, with 5 as the highest score and 1 as the lowest and check “yes” or “no”

**Chadha** — Overall rating of presentation (please circle one)      5   4   3   2   1

***Proffered Papers***

Were objectives stated at beginning of presentation?       Yes       No

Were objectives met?       Yes       No

Was presentation clear and concise?       Yes       No

Will this presentation enhance your practice?       Yes       No

If yes, please rate how important this “enhancement” will be

very     moderately     somewhat     not very

General Comments:

---

**Erickson** — Overall rating of presentation (please circle one)      5   4   3   2   1

***ABS Presidential Address***

Were objectives stated at beginning of presentation?       Yes       No

Were objectives met?       Yes       No

Was presentation clear and concise?       Yes       No

Will this presentation enhance your practice?       Yes       No

If yes, please rate how important this “enhancement” will be

very     moderately     somewhat     not very

General Comments:

---

**Harrison** — Overall rating of presentation (please circle one)      5   4   3   2   1

***Henschke Lecture***

Were objectives stated at beginning of presentation?       Yes       No

Were objectives met?       Yes       No

Was presentation clear and concise?       Yes       No

Will this presentation enhance your practice?       Yes       No

If yes, please rate how important this “enhancement” will be

very     moderately     somewhat     not very

General Comments:

---

## Breast Brachytherapy: Chair, Douglas Arthur

Please circle the appropriate rating number, with 5 as the highest score and 1 as the lowest and check “yes” or “no”

**Arthur** — Overall rating of presentation (please circle one)      5   4   3   2   1  
*APBI Scientific/Investigational Update*

- Were objectives stated at beginning of presentation?       Yes       No
  - Were objectives met?       Yes       No
  - Was presentation clear and concise?       Yes       No
  - Will this presentation enhance your practice?       Yes       No
- If yes, please rate how important this “enhancement” will be
- very     moderately     somewhat     not very

General Comments:

---

**Kuske** — Overall rating of presentation (please circle one)      5   4   3   2   1  
*RTOG Phase II Trial Update*

- Were objectives stated at beginning of presentation?       Yes       No
  - Were objectives met?       Yes       No
  - Was presentation clear and concise?       Yes       No
  - Will this presentation enhance your practice?       Yes       No
- If yes, please rate how important this “enhancement” will be
- very     moderately     somewhat     not very

General Comments:

---

**Polgar** — Overall rating of presentation (please circle one)      5   4   3   2   1  
*Hungarian Trial Phase II/III Update*

- Were objectives stated at beginning of presentation?       Yes       No
  - Were objectives met?       Yes       No
  - Was presentation clear and concise?       Yes       No
  - Will this presentation enhance your practice?       Yes       No
- If yes, please rate how important this “enhancement” will be
- very     moderately     somewhat     not very

General Comments:

---

Please circle the appropriate rating number, with 5 as the highest score and 1 as the lowest and check “yes” or “no”

**Wazer** — Overall rating of presentation (please circle one)      5   4   3   2   1  
*Observations on Toxicity*

- Were objectives stated at beginning of presentation?       Yes       No  
Were objectives met?       Yes       No  
Was presentation clear and concise?       Yes       No  
Will this presentation enhance your practice?       Yes       No  
If yes, please rate how important this “enhancement” will be  
 very       moderately       somewhat       not very

General Comments:

---

**Keisch, Donath** — Overall rating of presentation (please circle one)      5   4   3   2   1  
*Proffered Papers*

- Were objectives stated at beginning of presentation?       Yes       No  
Were objectives met?       Yes       No  
Was presentation clear and concise?       Yes       No  
Will this presentation enhance your practice?       Yes       No  
If yes, please rate how important this “enhancement” will be  
 very       moderately       somewhat       not very

General Comments:

---

## Annual Debate I

**Wazer, Vicini, Recht** — Overall rating of presentation (please circle one)      5   4   3   2   1  
*Accelerated Partial Breast Irradiation is Equivalent to Standard Whole Breast Irradiation*

- Were objectives stated at beginning of presentation?       Yes       No  
Were objectives met?       Yes       No  
Was presentation clear and concise?       Yes       No  
Will this presentation enhance your practice?       Yes       No  
If yes, please rate how important this “enhancement” will be  
 very       moderately       somewhat       not very

General Comments:

---

Please circle the appropriate rating number, with 5 as the highest score and 1 as the lowest and check “yes” or “no”

## Friday, May 9

Please circle the appropriate rating number, with 5 as the highest score and 1 as the lowest and check “yes” or “no”

### Refresher Course

**Arthur** — Overall rating of presentation (please circle one)      5   4   3   2   1  
*Essentials of Breast Brachytherapy – Multi-Cath and Mammosite*

Were objectives stated at beginning of presentation?       Yes       No  
 Were objectives met?       Yes       No  
 Was presentation clear and concise?       Yes       No  
 Will this presentation enhance your practice?       Yes       No

If yes, please rate how important this “enhancement” will be

very     moderately     somewhat     not very

General Comments:

---

### Vascular Brachytherapy, Chair, Phillip Devlin

**Harrison** — Overall rating of presentation (please circle one)      5   4   3   2   1  
*Dosimetry for Vascular Brachytherapy*

Were objectives stated at beginning of presentation?       Yes       No  
 Were objectives met?       Yes       No  
 Was presentation clear and concise?       Yes       No  
 Will this presentation enhance your practice?       Yes       No

If yes, please rate how important this “enhancement” will be

very     moderately     somewhat     not very

General Comments:

---

Please circle the appropriate rating number, with 5 as the highest score and 1 as the lowest and check “yes” or “no”

**Cormack** — Overall rating of presentation (please circle one)    5   4   3   2   1

***Evaluation of Overlap and Geographic Miss Associated with Manual Pullback Procedure for IVBT***

- Were objectives stated at beginning of presentation?     Yes     No  
Were objectives met?     Yes     No  
Was presentation clear and concise?     Yes     No  
Will this presentation enhance your practice?     Yes     No

If yes, please rate how important this “enhancement” will be

- very     moderately     somewhat     not very

General Comments:

---

**Mignano** — Overall rating of presentation (please circle one)    5   4   3   2   1

***Intravascular Brachytherapy Using [Sup]90[/Sup]Sr for Saphenous Vein Grafts Having Diameters Ranging from 2.0-5.0mm***

- Were objectives stated at beginning of presentation?     Yes     No  
Were objectives met?     Yes     No  
Was presentation clear and concise?     Yes     No  
Will this presentation enhance your practice?     Yes     No

If yes, please rate how important this “enhancement” will be

- very     moderately     somewhat     not very

General Comments:

---

**Devlin** — Overall rating of presentation (please circle one)    5   4   3   2   1

***Coronary Brachytherapy in the Era of Drug Eluting Stents***

- Were objectives stated at beginning of presentation?     Yes     No  
Were objectives met?     Yes     No  
Was presentation clear and concise?     Yes     No  
Will this presentation enhance your practice?     Yes     No

If yes, please rate how important this “enhancement” will be

- very     moderately     somewhat     not very

General Comments:

---

Please circle the appropriate rating number, with 5 as the highest score and 1 as the lowest and check “yes” or “no”

**Abner** — Overall rating of presentation (please circle one)      **5 4 3 2 1**  
***Treatment Of Refractory In-Stent Restenosis with Intravascular Brachytherapy And Paclitaxel Coated Stents: Determeniation Of Efficacy Of Radiosensitization Using Finite Element Methods To Model Drug Uptake***

- Were objectives stated at beginning of presentation?       Yes       No  
 Were objectives met?       Yes       No  
 Was presentation clear and concise?       Yes       No  
 Will this presentation enhance your practice?       Yes       No  
 If yes, please rate how important this “enhancement” will be  
                           very     moderately     somewhat     not very

General Comments:

---

**Tripuraneni** — Overall rating of presentation (please circle one) **5 4 3 2 1**  
***Vascular Brachytherapy for Peripheral Disease – An Update***

- Were objectives stated at beginning of presentation?       Yes       No  
 Were objectives met?       Yes       No  
 Was presentation clear and concise?       Yes       No  
 Will this presentation enhance your practice?       Yes       No  
 If yes, please rate how important this “enhancement” will be  
                           very     moderately     somewhat     not very

General Comments:

---

**Orton** — Overall rating of presentation (please circle one)      **5 4 3 2 1**  
***Proffered Papers***

- Were objectives stated at beginning of presentation?       Yes       No  
 Were objectives met?       Yes       No  
 Was presentation clear and concise?       Yes       No  
 Will this presentation enhance your practice?       Yes       No  
 If yes, please rate how important this “enhancement” will be  
                           very     moderately     somewhat     not very

General Comments:

---



Please circle the appropriate rating number, with 5 as the highest score and 1 as the lowest and check “yes” or “no”

**Aronowicz** — Overall rating of presentation (please circle one) 5 4 3 2 1  
*History*

- Were objectives stated at beginning of presentation?  Yes  No  
Were objectives met?  Yes  No  
Was presentation clear and concise?  Yes  No  
Will this presentation enhance your practice?  Yes  No  
If yes, please rate how important this “enhancement” will be  
 very  moderately  somewhat  not very

General Comments:

---

## Prostate Brachytherapy, Chair, W. Robert Lee

**Lee, Zelefsky** — Overall rating of presentation (please circle one) 5 4 3 2 1  
*Contouring Consensus Results*

- Were objectives stated at beginning of presentation?  Yes  No  
Were objectives met?  Yes  No  
Was presentation clear and concise?  Yes  No  
Will this presentation enhance your practice?  Yes  No  
If yes, please rate how important this “enhancement” will be  
 very  moderately  somewhat  not very

General Comments:

---

**Lee, Manning** — Overall rating of presentation (please circle one) 5 4 3 2 1  
*Proffered Papers*

- Were objectives stated at beginning of presentation?  Yes  No  
Were objectives met?  Yes  No  
Was presentation clear and concise?  Yes  No  
Will this presentation enhance your practice?  Yes  No  
If yes, please rate how important this “enhancement” will be  
 very  moderately  somewhat  not very

General Comments:

---

Please circle the appropriate rating number, with 5 as the highest score and 1 as the lowest and check “yes” or “no”

**Beyer, Prestidge, Hagan** — Overall rating of presentation (please circle one)    5   4   3   2   1  
*Salvage Brachytherapy – Imaging, Technique and Results*

- Were objectives stated at beginning of presentation?     Yes     No  
 Were objectives met?     Yes     No  
 Was presentation clear and concise?     Yes     No  
 Will this presentation enhance your practice?     Yes     No  
 If yes, please rate how important this “enhancement” will be  
                                   very     moderately     somewhat     not very

General Comments:

---

## Saturday, May 10

### Refresher Course

**Sylvester** — Overall rating of presentation (please circle one)    5   4   3   2   1  
*Prostate Brachytherapy*

- Were objectives stated at beginning of presentation?     Yes     No  
 Were objectives met?     Yes     No  
 Was presentation clear and concise?     Yes     No  
 Will this presentation enhance your practice?     Yes     No  
 If yes, please rate how important this “enhancement” will be  
                                   very     moderately     somewhat     not very

General Comments:

---

**Stock, Potters** — Overall rating of presentation (please circle one)    5   4   3   2   1  
*Proffered Papers*

- Were objectives stated at beginning of presentation?     Yes     No  
 Were objectives met?     Yes     No  
 Was presentation clear and concise?     Yes     No  
 Will this presentation enhance your practice?     Yes     No  
 If yes, please rate how important this “enhancement” will be  
                                   very     moderately     somewhat     not very

General Comments:

---

Please circle the appropriate rating number, with 5 as the highest score and 1 as the lowest and check “yes” or “no”

**D’Amico, Davis, McLaughlin** — Overall rating of presentation (please circle one) 5 4 3 2 1  
*Advances in Prostate Brachytherapy*

- Were objectives stated at beginning of presentation?  Yes  No  
Were objectives met?  Yes  No  
Was presentation clear and concise?  Yes  No  
Will this presentation enhance your practice?  Yes  No  
If yes, please rate how important this “enhancement” will be  
 very  moderately  somewhat  not very

General Comments:

---

## Annual Debate II

**Lee, Merrick, Crook** — Overall rating of presentation (please circle one) 5 4 3 2 1  
*“CT Scan Evaluation is Adequate for Post Implant Quality Assessment”*

- Were objectives stated at beginning of presentation?  Yes  No  
Were objectives met?  Yes  No  
Was presentation clear and concise?  Yes  No  
Will this presentation enhance your practice?  Yes  No  
If yes, please rate how important this “enhancement” will be  
 very  moderately  somewhat  not very

General Comments:

---



# 24TH ANNUAL MEETING

## General Questions

The overall conference was  excellent  satisfactory  unsatisfactory

What influenced you to attend this meeting?

- Program  Date  Location  CME credit

### Program

- Would you recommend this program to your peers?  Yes  No
- Were course materials adequate for this program?  Yes  No
- The meeting allowed enough time for question and answers  Yes  No
- The overall program met my expectations  Yes  No

Did you perceive any portion of this program to be commercially biased, i.e., did you at any time think a presenter was “selling” a product or company?  Yes  No

If “yes” please explain: \_\_\_\_\_

Comments/Suggestions: \_\_\_\_\_

### Facility

- Was audiovisual service adequate  Yes  No
- Was the hotel/facility adequate for this meeting?  Yes  No
- Would you attend a meeting at this hotel/facility again  Yes  No

Comments/Suggestions: \_\_\_\_\_

Suggestions for Future Topics: \_\_\_\_\_

*Thank you for taking time to complete this evaluation.*



# 24TH ANNUAL MEETING

## ABS Questionnaire: May, 2003

What issues or projects would you like to see the ABS pursue in the next year (research projects, regulatory issues, annual meeting topics, Brachytherapy School topics, guidelines, standards, cooperative efforts with other societies etc)?

1. \_\_\_\_\_
2. \_\_\_\_\_
3. \_\_\_\_\_
4. \_\_\_\_\_
5. \_\_\_\_\_

Are there any committees you would like to serve on? Please check the boxes of the committees you are interested in.

### Professional and Public Relations

- Government Relations
- Socioeconomics
- Public Relations (website and newsletter)
- Liaison

### Clinical Research/Practice

- Research
- Guidelines
- Physics

### Standing Committees

- Finance (including corporate support)
- Bylaws
- Nominating
- Membership
- Awards

### Education

- Annual Meeting
- Brachytherapy*
- Education (CME portion of website)

Name \_\_\_\_\_

Phone Number \_\_\_\_\_ Fax Number \_\_\_\_\_

E-mail address \_\_\_\_\_

Mailing address \_\_\_\_\_

\_\_\_\_\_

**Please return to the ABS Registration Desk or fax to 703-435-4390 after the Annual Meeting.**



## FUTURE ABS MEETINGS

### *2004 International Meeting*



*May 13-15 Barcelona, Spain*

### **2004 International Meeting: ABS & GEC-ESTRO**

May 13-15

World Trade Center (WTCB)

Barcelona, Spain

Every four years the ABS supports the international meeting of the GEC-ESTRO organization. We hope that you can join us in Barcelona next spring – for more information and future updates, please visit the web site

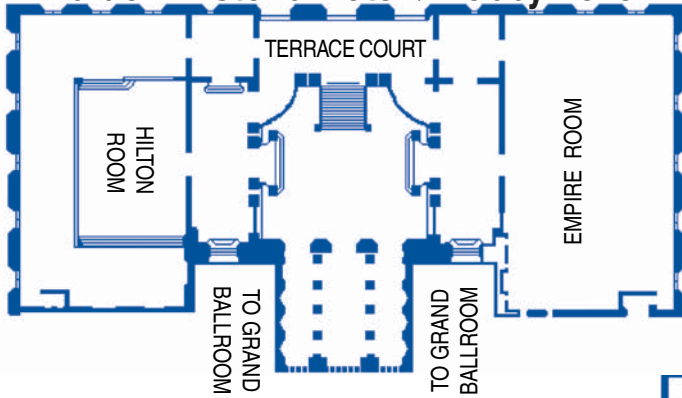
[www.estro.be](http://www.estro.be)



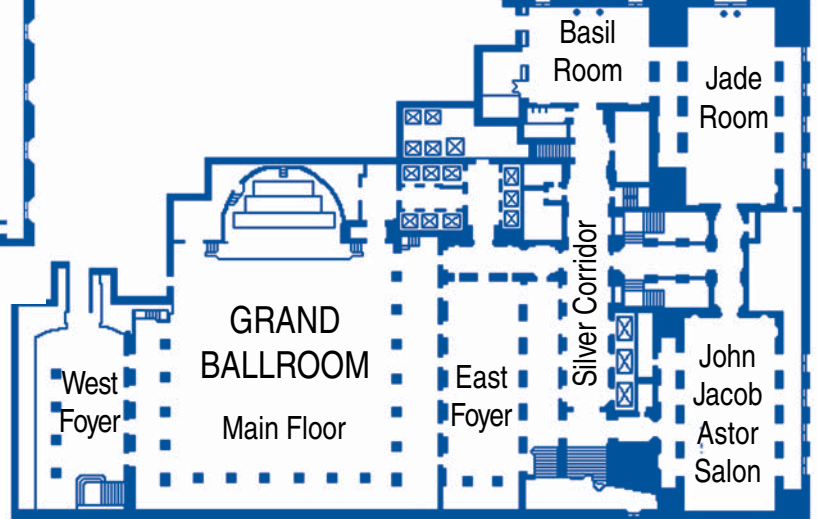
American  
Brachytherapy  
Society

# American Brachytherapy Society The Waldorf-Astoria ▶ May 8–10, 2003 Floor Plans

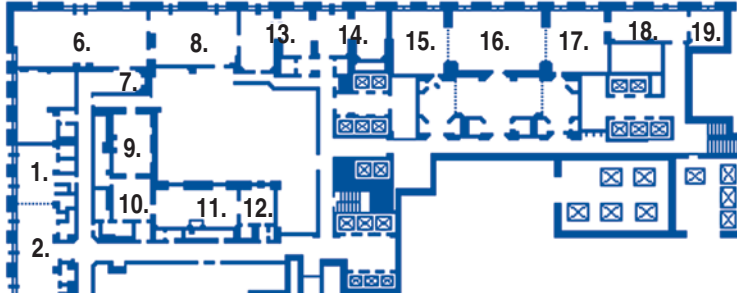
## Waldorf–Astoria Hotel ▶ Lobby Level



## Waldorf–Astoria Hotel ▶ Third Floor



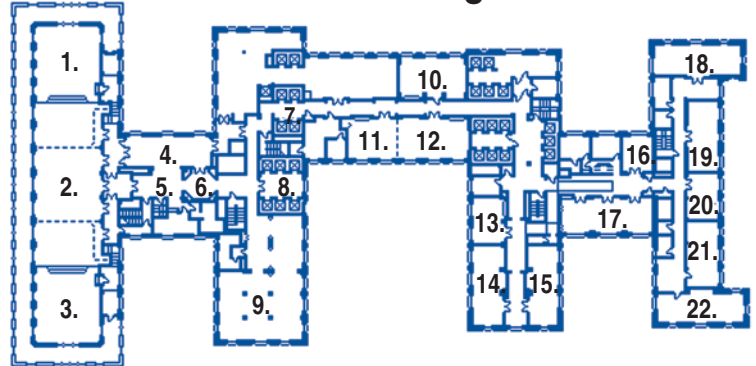
## Waldorf–Astoria Hotel ▶ Fourth Floor



1. Park Avenue Suite North
2. Park Avenue Suite Center
3. Park Avenue Suite North
4. Vanderbilt Suite
5. Duke of Windsor Suite
6. Conrad Suite Salon
7. Conrad Suite Foyer

8. Conrad Suite Dining Room
9. Herbert Hoover Suite Dining Room
10. Herbert Hoover Suite Foyer
11. Herbert Hoover Suite Salon
12. Marilyn's Suite
13. Vertes Suite "U"
14. Vertes Suite "V"
15. Louis XVI Suite West
16. Louis XVI Suite Center
17. Louis XVI Suite East
18. Cole Porter Suite A
19. Cole Porter Suite B

## Waldorf–Astoria Hotel ▶ Eighteenth Floor



1. The Starlight Roof - North Terrace
2. The Starlight Roof - Center
3. The Starlight Roof - South Terrace
4. North Foyer
5. South Foyer

6. Rotunda
7. Towers Elevators
8. West Elevators
9. Palm Room
10. Gramercy Suite
11. Metropolitan Suite West
12. Metropolitan Suite East
13. Jansen Suite
14. Carnegie Suite

15. Morgan Suite
16. Maxwell Suite
17. Norse Suite
18. Sutton Suite
19. The Library
20. New Amsterdam Suite
21. Lexington Suite
22. Beekman Suite